



HOW TO USE YOUR
BOUTIQUE WHITENING KIT



BOUTIQUE
WHITENING

OUR PRODUCT RANGE



BOUTIQUE BY DAY

6% HYDROGEN PEROXIDE

1.5 hours wear time per day

This formula is designed to give maximum results with minimum wear time. This is perfect for those that can't wear the trays overnight.



BOUTIQUE BY NIGHT

10% CARBAMIDE PEROXIDE

4-6 hours wear time

Our 10% gel is a mild formula designed for overnight wear. This gel offers fantastic results and low incidence of sensitivity.



BOUTIQUE BY NIGHT

16% CARBAMIDE PEROXIDE

4 to 6 hours wear time

Boutique 16% gel is a high strength formula that whitens as you sleep. It tough on stains but gentle on teeth - our best seller!



BOUTIQUE HYBRID PRO

4.25% HYDROGEN PEROXIDE / CARBAMIDE PEROXIDE

3 to 4 hours wear or overnight

This is a dual action gel. The hydrogen works immediately, compounded by slow release carbamide to deliver a gentle, effective formula.



BOUTIQUE B1 BLACK DIAMOND

16% CARBAMIDE PEROXIDE

4 to 6 hours wear time

Using our award-winning, 16% overnight formula, for up to 6 weeks, we can guarantee that teeth will get to VITA shade B1 (the whitest natural shade).



BOUTIQUE WHITENING TRAYS

Any of our gel kits are available with, or without, whitening trays. Our widely acclaimed trays are beautifully designed, refined by science and expertly manufactured.



BOUTIQUE BLACK DIAMOND TOOTHPASTE

The patented Black Diamond Toothpaste is a revolutionary concept - formulated with innovative nanosphere technology. The nanospheres in our toothpaste penetrate deep into the dentine and actively release minerals to occlude the tubules. This alleviates discomfort from dentine hypersensitivity.

BOUTIQUE BLACK DIAMOND TOOTHPASTE

The patented Black Diamond Toothpaste is a revolutionary concept - formulated with innovative nanosphere technology.

Nanospheres consist of amorphous calcium magnesium phosphate nano particles.



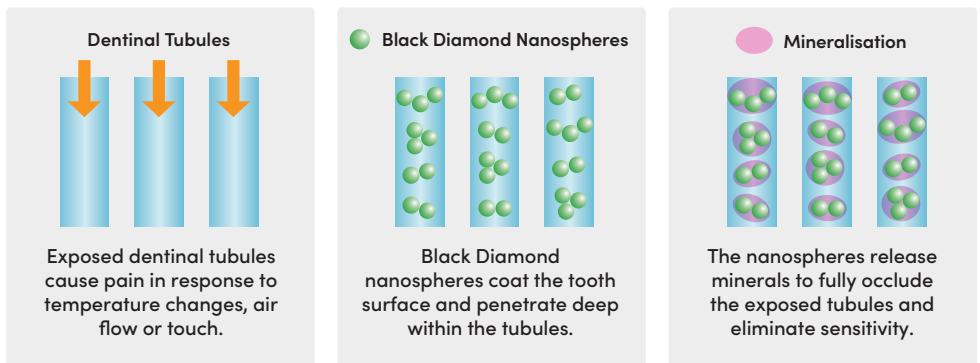
THE BENEFITS

- Halt the effects of early tooth decay
- Decrease Sensitivity
- Prolong the effects of tooth whitening
- Makes teeth 10 x more resistant to acid attack

HOW TO USE

- Use morning and night for 2 weeks, prior to, and throughout, the teeth whitening process
- Boutique Black Diamond can be used in place of your normal toothpaste going forward
- You can buy Boutique Black Diamond Toothpaste from your dental practice

Dentine Tubule Occlusion and Mineralization with Boutique Black Diamond



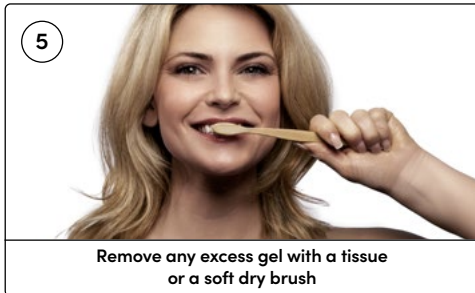
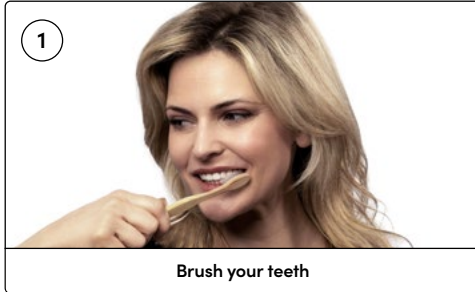
TREATMENT WITH BLACK DIAMOND

REMINERALISATION

HOW TO USE YOUR KIT AND TRAYS

- When not in use, keep your kit in the fridge, or in a cool, dark cupboard
- Keep the syringes in the box, as exposing them to light will activate the gel
- Do not expose the syringes to heat and light except when placing the gel in the trays

INSTRUCTIONS FOR USE



WEAR TIMES

- 6% HYDROGEN PEROXIDE - 1.5 HOURS PER DAY
- BOUTIQUE HYBRID PRO - 4 HOURS PER DAY
- 10% & 16% CARBAMIDE PEROXIDE - OVERNIGHT



POSSIBLE ISSUES AND SIDE EFFECTS

Tooth whitening is a very safe procedure when performed correctly. However, there are some potential side effects that you must inform the patient about prior to the procedure.

It is also important to have the knowledge to circumvent these issues to help patients achieve a fantastic result

PROTOCOL FOR EXTREME SENSITIVITY

The most common side effect of any whitening procedure is sensitivity. This problem affects, to varying degrees, up to 75% of whitening patients. Sensitivity is a major issue if the patient cannot continue with the whitening.

THE PROTOCOL FOR TREATING PATIENTS WITH EXTREME SENSITIVITY IS AS FOLLOWS:

- 1 Full examination.
- 2 Photographs with time stamp and shade tab.
- 3 Restore any exposed root dentine with composite or glass ionomer.
- 4 Use a chair-side desensitising agent on any areas of sensitivity, as directed in instructions.
- 5 Use Sensodyne Toothpaste in your whitening trays, overnight, for 3 nights.
- 6 Use Boutique Black Diamond Toothpaste for 2 weeks prior to, and throughout the whitening process.
- 7 Switch to using 10% Carbamide Peroxide – Boutique by Night.
- 8 If sensitivity is severe, use the ramp technique. Start the patient on 10% Carbamide Peroxide with only 1 or 2 hours wear time, gradually increasing the wear time so that after 2 weeks the patient can manage to wear the trays overnight. After 2 weeks switch to 16% Carbamide Peroxide if well tolerated.
- 9 If the sensitivity persists, then instruct the patient to whiten on alternate nights, and wear the Sensodyne Toothpaste in the trays overnight on the days in between.



GUM IRRITATION

Another potential side effect of the whitening process is gum, or gingival, irritation. This occurs when the whitening gel has been in prolonged contact with the gums.

This can be avoided by only fill the dosing dots on the tray and no more. This will avoid an excess of gel, which can seep out of the tray and cause gum irritation. Any excess of gel should be removed with a clean tissue or soft toothbrush when the trays are placed in the mouth.

DISAPPOINTING RESULTS

Tooth whitening is not an exact science, and one pack of whitening does not always equal the perfect result. Be aware that it may take more!

We know from evidence that peroxide will whiten the teeth in almost all cases. If the teeth do not whiten, the answer is to extend the amount of time that you whiten for. This approach will rarely fail.

If you grind your teeth at night, then using an overnight system will usually give poor results. As you clench and grind your teeth, the whitening trays will flex causing saliva to wash away the gels. If this is the case, then Boutique by Day is a better option for you.



BOUTIQUE
WHITENING

FIND US ON SOCIAL MEDIA



www.boutiquewhitening.com